

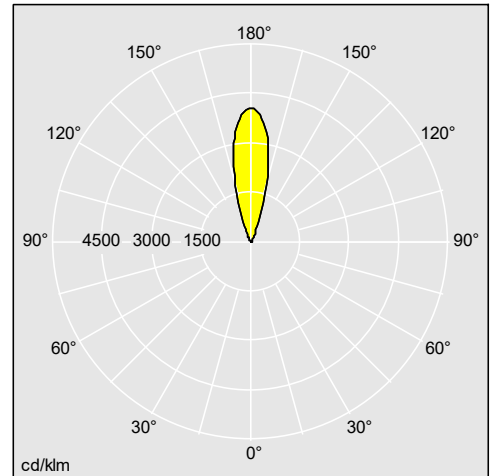
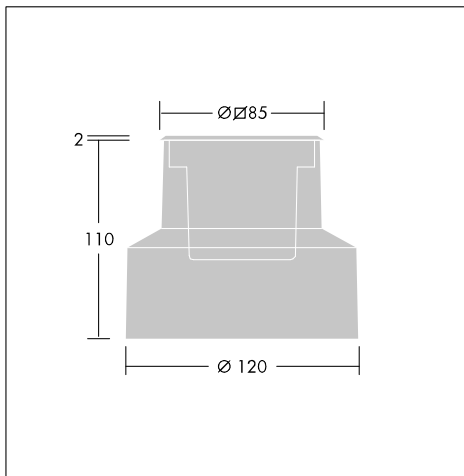

E/Fact

A series of square or circular recessed walk-over luminaires compliant with EN60598-2-13: limited surface temperatures

- Designed in accordance with the new contact temperature norm: <100°C for conventional versions and <40°C for LED versions.
- Sealed to IP67 with die-cast aluminium body. Wide choice of sizes, frames, mounting depths, light sources and control technologies to suit application
- Tilting angle adjustment for semi-frosted glass versions (except for asymmetrical light distributions A/S)
- Integral power supplies. All versions are pre-wired with resined cables for improved waterproofness and speed of installation



Photographs, line drawings and photometric data are representative only. For specific product detail please select an individual product.



96271732

Material/Finish

Bodies: die-cast aluminium, ENAB44100 (copper free) with powdered paint finish for high corrosion resistance.

Frame: Stainless steel AISI 316L (2mm thick) treated against corrosion or painted aluminium ENAB44100 (copper free).

Standard corrosion class: C3.

Retaining screws: stainless steel

Front glass: toughened semi-frosted or frosted sodic glass.

Glass thicknesses:

E/Fact 00: 8mm.

E/Fact 0: 8mm.

E/Fact 1: 10mm.

E/Fact 2: 12mm.

Gasket: anti-ageing silicon

Recessing box: polypropylene

Cable: (H07RN-F 3x1,5mm²) min. 0,4m long for all sizes.

Dome window attachments: painted aluminium ENAB44100 for Efact0 round versions only.

Anti-slip glass on request.

Holographic films: non-yellowing polycarbonate.

All versions have integral power supply but not dimmable.

E/Fact

Installation/Mounting

In-ground installation:

Luminaire delivered complete with body, recessed box, frame and glass.

For outdoor applications, 30cm drainage gravel or any equivalent drainage system must be used beneath the housing to ensure water evacuation. The recessed box can be embedded in asphalt with good drainage once the temperature of the asphalt is approximately 80°C.

Luminaire must be operated for 45 minutes without its front glass to avoid moisture building-up inside the housing.

In accordance to the norm EN60598-2-13, the maximum static load is 1000kg.

Glow wire is 750°C.

Ceiling or wall installation:

Due to clips and safety cable accessories (to be ordered separately), all E/Fact versions with aluminium frame can be installed in ceiling with ceiling kits (to be ordered separately). Only E/Fact 0 and E/Fact 00 can be used in wall.

Colour change RGB lighting technology available integral in E/Fact 2. For RGB versions, LEDs are driven by DMX control (not supplied).

To facilitate quick installation, the wiring can be done via IP68 wiring connectors (SAP codes 96260810, 96260809 and 96272068). For through wiring, IP67 connection boxes can be used (SAP codes 96257909 and 96257908).

Holographic film set up: open the front glass and insert the holographic film under the glass thanks to the gasket with the smooth side of the film in contact of the glass. Rotate the film to obtain the required light effect.