


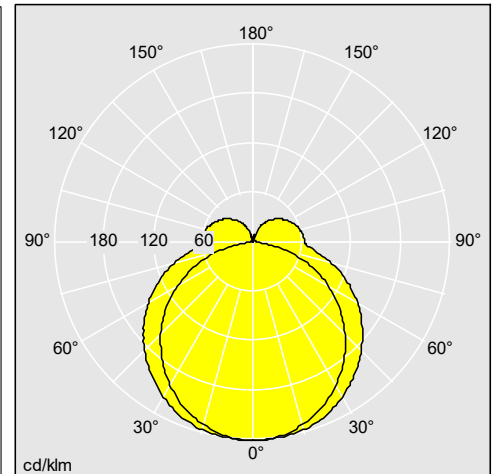
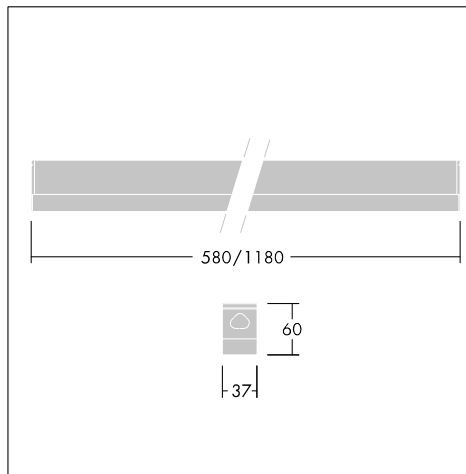
## Equaline Mini

**A slim LED batten with contemporary design that provides quality light to the architecture**

- Rectangular shape provides a functional profile without dominating the architecture
- Seamless and consistent lit-line all along the luminaire's entire length
- Anodized aluminium body brings high quality elegant look
- Very high efficacy thanks to the use of latest LED technology



*Photographs, line drawings and photometric data are representative only. For specific product detail please select an individual product.*



22660812

### Material/Finish

Body: extruded aluminium with anodized finish  
 Diffuser: opal PC plastic  
 End-cap: dual color injected PC plastic

### Installation/Mounting

Suitable for surface or suspended (with optional suspension kit) mounting. Mains electrical connection either via connector in endcap (SD version) or via flap in rear of body (non-SD version). Linear continuous run by connecting output socket in endcap (all versions) and connector in next luminaire (SD version) with an optional electrical connector. All DALI dimmable versions have a flap in rear of body for control line connection.

# Equaline Mini

## Ordering Guide Complete with LED's

| Description                            | ILCOS Code | Socket | Wt (kg) | SAP Code | Cat. No. |
|--|------------|--------|---------|----------|----------|
| <b>Equaline Mini</b>                   |            |        |         |          |          |
| EQUAMINI L1180 LED1900-830             | LED        |        | 1,05    | 96630767 |          |
| EQUAMINI L1180 LED2100-840             | LED        |        | 1,05    | 96630769 |          |
| EQUAMINI L1180 LED2100-840 SD          | LED        |        | 1,05    | 96630770 |          |
| EQUAMINI L580 LED1050-840              | LED        |        | 0,65    | 96630771 |          |
| EQUAMINI L580 LED1050-840 SD           | LED        |        | 0,65    | 96630772 |          |
| EQUAMINI L580 LED950-830               | LED        |        | 0,65    | 96630773 |          |
| EQUAMINI L580 LED950-830 SD            | LED        |        | 0,65    | 96630774 |          |
| <b>Equaline Mini, DALI dimmable</b>    |            |        |         |          |          |
| EQUAMINI L1180 LED3800-830 HFX         | LED        |        | 1,15    | 96630775 |          |
| EQUAMINI L1180 LED3800-830 HFX SD      | LED        |        | 1,15    | 96630776 |          |
| EQUAMINI L1180 LED4200-840 HFX         | LED        |        | 1,15    | 96630777 |          |
| EQUAMINI L1180 LED4200-840 HFX SD      | LED        |        | 1,15    | 96630778 |          |
| EQUAMINI L580 LED1900-830 HFX          | LED        |        | 0,75    | 96630779 |          |
| EQUAMINI L580 LED1900-830 HFX SD       | LED        |        | 0,75    | 96630780 |          |
| EQUAMINI L580 LED2100-840 HFX          | LED        |        | 0,75    | 96630781 |          |
| EQUAMINI L580 LED2100-840 HFX SD       | LED        |        | 0,75    | 96630782 |          |
| <b>Equaline Mini, accessories</b>      |            |        |         |          |          |
| EQUAMINI I BRACKET (PK 10)             |            |        | 0,01    | 22660831 | E7077855 |
| EQUAMINI L BRACKET (PK 10)             |            |        | 0,01    | 22660840 | E7077857 |
| EQUAMINI T BRACKET (PK 10)             |            |        | 0,01    | 22660832 | E7077856 |
| EQUAMINI ELECTRICAL CONNECTOR          |            |        | 0,03    | 96630783 |          |
| EQUAMINI SIDE FEED IN CABLE 300MM      |            |        | 0,01    | 96630784 |          |
| EQUAMINI STANDARD MOUNT BRACKET (10pc) |            |        | 2,56    | 59010993 |          |
| EQUAMINI SUSPENSION KIT PAIR 1500      |            |        | 0,08    | 59010273 |          |