

THORN
LIGHTING

AXYL OPERA

LIFE IN COLOUR

LIFE IN COLOUR

Axyl Opera is a range of in-ground square walk over luminaires perfect for urban areas, residential projects and public parks.

Available in square shape, four sizes and four different beam angles, from a soft and diffused effect, to a narrow beam or asymmetrical light distribution.

A wide beam angle is also available thanks to Axyl Opera's comfortable double inner reflector and COB LED. Tilttable optics and light engines enhances flexibility and offers the opportunity to fine-tune on site and guarantee the right lit effect for the application.

As well as being available in CRI 90 (2700, 3000 and 4000 K), Axyl Opera L and XL variants are available in RGBW (Medium beam option) meaning a splash of colour can be added to any scheme to draw interest or to offer colour change for events or local celebrations.

The range comes either as Non-Dim, DALI-2 on-board (Large and Extra Large) or for small and medium sized versions, a remote DALI-2 driver is available.



AXYL OPERA

FEATURES

SHAPE AND SIZES

Axyl Opera walk over is a square in-ground luminaire available in four sizes (small to extra large) with a stainless steel or aluminium outer bezel.

LIGHT QUALITY

COB and high power LEDs offer precise light distribution and CRI90.

CONTROLLABILITY

Axyl Opera walk over is available Non-Dim, DALI-2 on-board (large and extra large) and for small and medium a remote DALI-2 driver can be ordered separately.

DURABILITY

Axyl Opera walk over is rated IK09 and IP67. Corrosion Class C3.

HOUSING COLOUR & MATERIAL

Available in White (R9016), Black (R9005), Light Grey (R9006), Anthracite Grey (G9005).

WIRING

Luminaire supplied with neoprene 0.5 m H07RN-F cable and connector, or 0.2 m cable and connector for Axyl Opera L and XL non-RGBW variants.

TECHNICAL DESCRIPTION

Die-cast aluminium housing with high corrosion resistance.

Marine grade stainless steel AISI 316L 2 mm thick front bezel or aluminium.

Toughened glass diffuser 8 mm thick for small and medium, 10 mm thick for large and 12 mm for extra large.

Stainless steel A4 screws.

Silicone gaskets.

Double Power Paint process.

Supplied with polypropylene recessing box.

Electrical Class I.

3 SDCM COB light engine.

Risk class RG1.

Operating Ambient Temperature -20 °C to +50 °C.

Lifetime: 70 000 Hrs L80 B10 Ta 25 °C / 50 000 Hrs L80 B10 Ta 40 °C.

Maximum load capacity 1050 kg for extra large and large sizes.

Maximum load capacity 510 kg for medium and small sizes.

CERTIFICATION



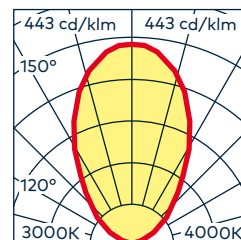
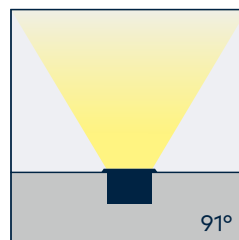
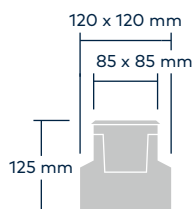


PHOTOMETRIC SUMMARY

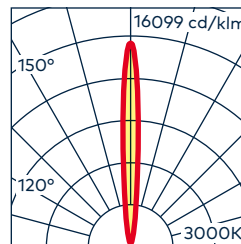
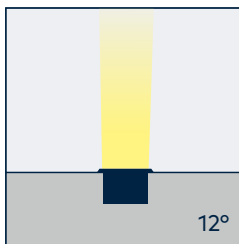
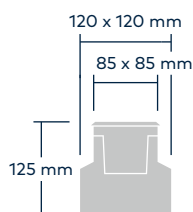
Size	Colour temp	No. of LEDS	Beam angle	Lumen output (lm)	Power (W)	Rated input power (W)	Luminaire efficacy (lm/W)
Small	2700 K	1	Wide Beam (91°)	19	1.1	2.2	8.64
	3000 K			20			9.09
	4000 K			21			9.55
	2700 K	1	Narrow Beam (12°)	160	2.2	3.6	44.44
	3000 K			170			47.22
	4000 K			193			53.61
Medium	2700 K	1	Wide Beam (81°)	33	1.5	3	11.00
	3000 K			35			11.67
	4000 K			38			12.67
	2700 K	4	Narrow Beam (12°)	449	6	7.1	63.24
	3000 K			488			68.73
	4000 K			498			70.14
	2700 K		Asymmetric	449			63.24
	3000 K			480			67.61
	4000 K			497			70.00
	2700 K	1	Medium Beam (31°)	411	6.6	8.7	47.24
	3000 K			434			49.89
	4000 K			458			52.64
Large	2700 K	24	Wide Beam (80°)	57	8.4	9.8	5.82
	3000 K			92			9.39
	4000 K			101			10.31
	2700 K	9	Narrow Beam (11°)	1011	14.8	16.6	60.90
	3000 K			1143			68.86
	4000 K			1179			71.02
	2700 K		Asymmetric	1083			65.24
	3000 K			1188			71.57
	4000 K			1250			75.30
	2700 K	1	Medium Beam (25°)	940	11.5	15.2	61.84
	3000 K			973			64.01
	4000 K			1027			67.57
	RGBW	3		640	15.9	19.8	32.32
Extra Large	2700 K	30	Wide Beam (85°)	263	10.5	11.1	23.69
	3000 K			289			26.04
	4000 K			320			28.83
	RGBW	5	Medium Beam (34°)	1124	26.6	30.4	36.97
	2700 K	16	Narrow Beam (11°)	2229	31.1	33	67.55
	3000 K			2427			73.55
	4000 K			2636			79.88
	2700 K		Asymmetric	2377			72.03
	3000 K			2407			72.94
	4000 K			2672			80.97
	2700 K	16	Medium Beam (29°)	2515	28.2	33.2	75.75
	3000 K			2602			78.37
	4000 K			2790			84.04

AXYL OPERA

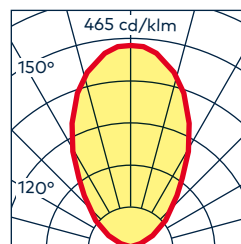
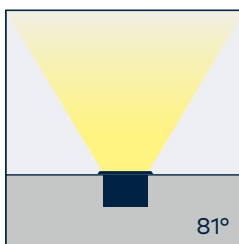
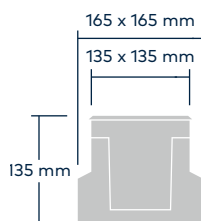
SMALL (WIDE BEAM)



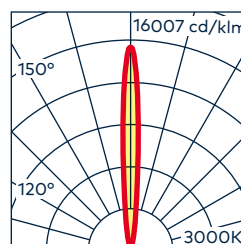
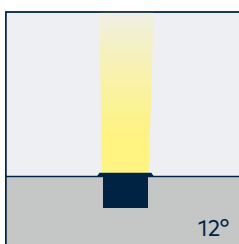
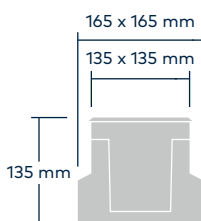
SMALL (NARROW BEAM)



MEDIUM (WIDE BEAM)

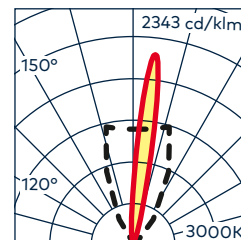
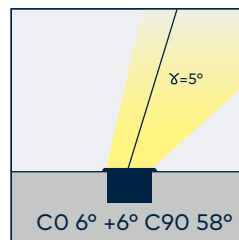
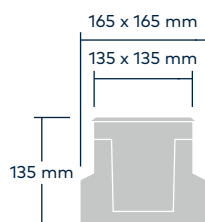


MEDIUM (NARROW BEAM)

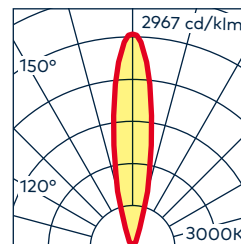
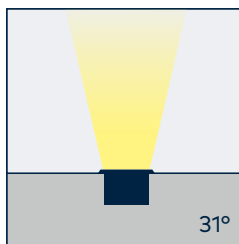
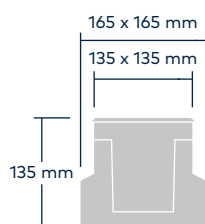


AXYL OPERA

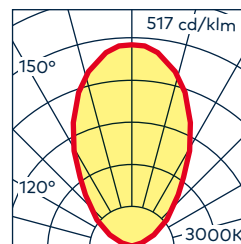
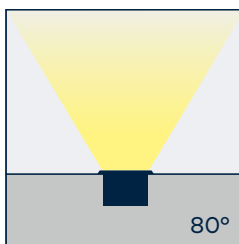
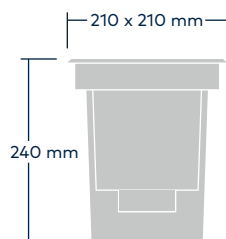
MEDIUM (ASYMMETRIC BEAM)



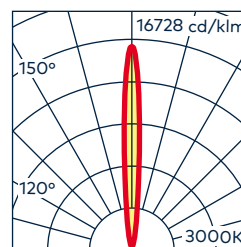
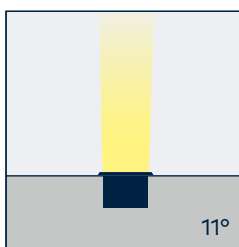
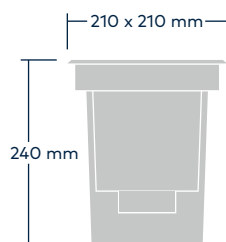
MEDIUM (MEDIUM BEAM)



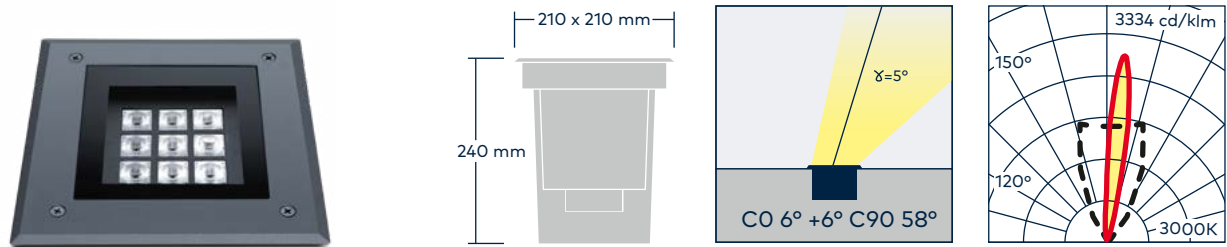
LARGE (WIDE BEAM)



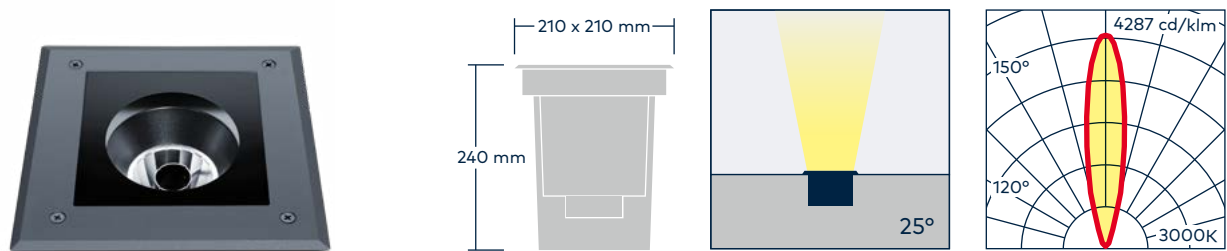
LARGE (NARROW BEAM)



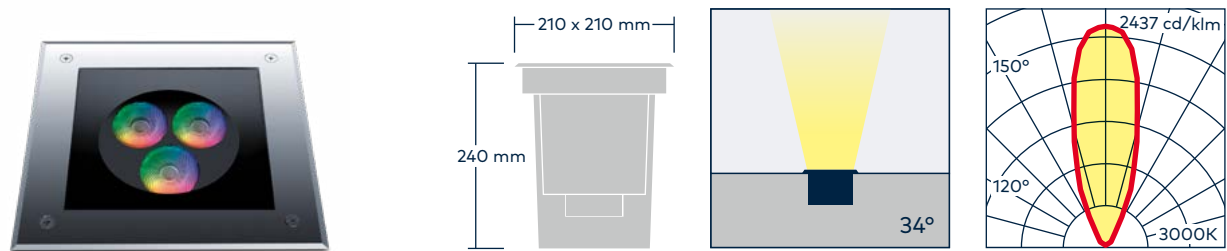
LARGE (ASYMMETRIC BEAM)



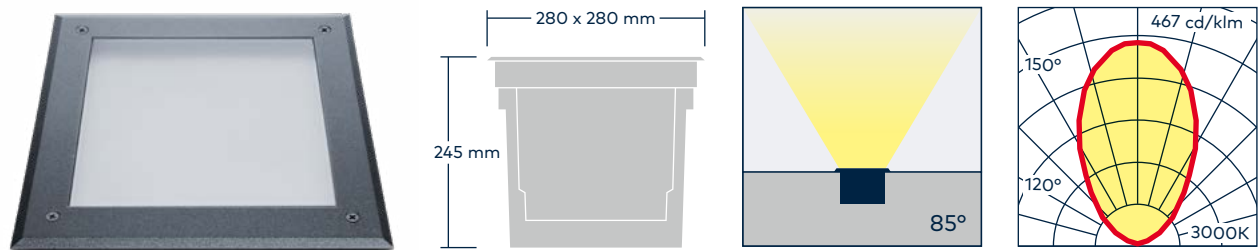
LARGE (MEDIUM BEAM)



LARGE (RGBW - MEDIUM BEAM)

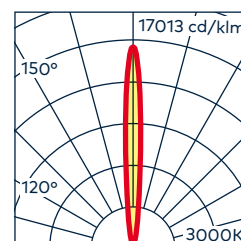
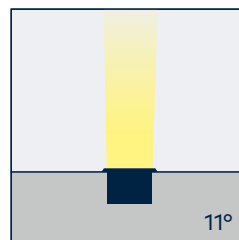
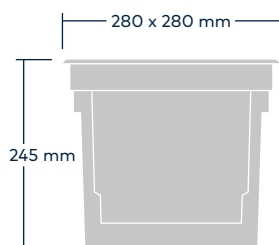


EXTRA LARGE (WIDE BEAM)

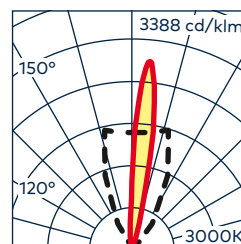
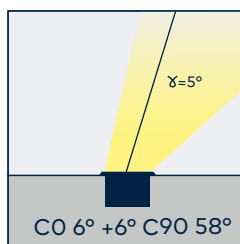
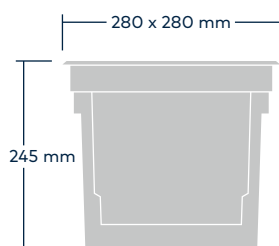


AXYL OPERA

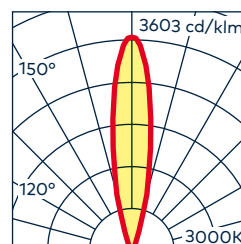
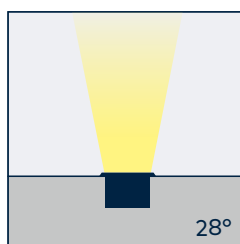
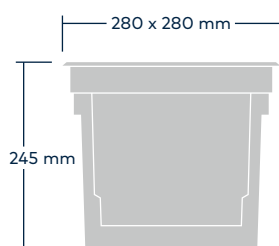
EXTRA LARGE (NARROW BEAM)



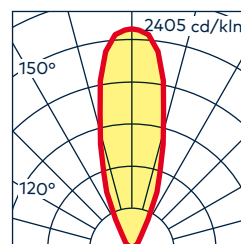
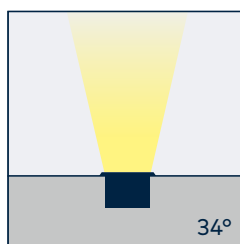
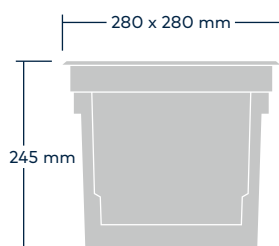
EXTRA LARGE (ASYMMETRIC BEAM)



EXTRA LARGE (MEDIUM BEAM)



EXTRA LARGE (RGBW - MEDIUM BEAM)



ACCESSORIES

ORDERING CODE: 96700028

(GB IP67 20W 230V 250-700 CL2 HFX)

230V/250mA-700mA DALI, DIM IN BOX.

IP67, 20W, Class II

Dimensions: 175.5 mm x 86.5 mm x 43 mm



ORDERING CODE: 96700031

(BOX 60W IP55 230V-24VPWM DALI RGBW)

230V-24VPWM DALI RGBW

IP55, 60W, Class II

Dimensions: 260 mm x 260 mm x 100 mm



ORDERING CODE: 96700032

(BOX 90W IP55 230V-24VPWM DALI RGBW)

230V-24VPWM DALI RGBW

IP55, 90W, Class II

Dimensions: 260 mm x 260 mm x 100 mm



ORDERING CODE: 96700033

(BOX 320W IP55 230V-24VPWM DALI RGBW)

230V-24VPWM DALI RGBW

IP55, 320W, Class II

Dimensions: 326 mm x 300 mm x 128 mm



Luminaire variant	96700028	96700031	96700032	96700033
Small (Wide Beam)	7	–	–	–
Small (Narrow Beam)	5	–	–	–
Medium (Medium Beam)	3	–	–	–
Medium (Asymmetric Beam)	3	–	–	–
Medium (Narrow Beam)	3	–	–	–
Medium (Wide Beam)	6	–	–	–
Large (RGBW – Wide Beam)	–	3	5	20
Extra Large (RGBW – Wide Beam)	–	2	3	12

For all drivers:

Maximum distance between luminaire and power supply: 10 m

Operating ambient temperature: –20 °C to 50 °C

Built-in surge protection (kV) L/N-PE: 2 kV

BUILD YOUR PRODUCT

AXYL OPERA



IN GROUND WALK OVER

Product	Size (Shape)		Mounting	LED
Axl Opera	85 mm (front square)	S	Walk Over WO	Chip on board Single LED 1L
	135 mm (front square) or 130 mm (SS colour only)	M		LED Module 2 LEDs 2L
	210 mm (front square) or 200 mm (SS colour only)	L		LED Module 2 x 2 LEDs 4L
	280 mm (front square) or 275 mm (SS colour only)	XL		LED Module 5 RGBW LEDs 5L
				LED Module 3 x 3 LEDs 9L
				LED Module 4 x 4 LEDs 16L
				LED Module 6 x 4 LEDs 24L
				LED Module 6 x 5 LEDs 30L

EXAMPLE PRODUCT DESCRIPTION				
Axl Opera	M	WO	5L	
Colour temp	Optic	Control	Body colour	
CRI 90 2700 K 927	Transparent glass - Narrow Spot Beam 12° with lens - Adjustable +/-15° (M, L and XL) NB	Non-Dim HF	White texturised WH	
CRI 90 3000 K 930	Transparent Glass - Medium Beam 25° (L and XL) or 31° (M) with reflector - Adjustable +/-15° MB	DALI-2 HFX	Black texturised BK	
CRI 90 4000 K 940	Acid Etched glass - Diffused Wide Symmetrical Beam 81° (S), 70° (M), 79° (L), 85° (XL) WB	Remote DALI-2 RD*	Light Grey texturised GY	
RGBW (W=3000 K) RGBW	Transparent glass - Asymmetrical Beam 58° with lenses - Adjustable +/-5° AS	No driver on-board Dimmable via remote Power Supply DALI DT6 (for RGBW variant) PWM **	Anthracite Grey texturised ANT	

EXAMPLE PRODUCT DESCRIPTION			
RGBW	MB	PWM	ANT

* Note: If the RD (Remote DALI-2) option is selected, this will need ordering separately.
Visit the website for more information.



** Note: For RGBW variant (large and extra large only), the PWM option should be selected above.



As a globally leading luminaire manufacturer, Thorn Lighting provides a five-year warranty for its complete product range within all European Countries.
thornlighting.com/guarantee

Thorn Lighting is constantly developing and improving its products. All descriptions, illustrations, drawings and specifications in this publication present only general particulars and shall not form part of any contract. The right is reserved to change specifications without prior notification or public announcement. All goods supplied by the company are supplied subject to the company's General Conditions of Sale, a copy of which is available on request. All measurements are in millimetres and weights in kilograms unless otherwise stated.
06/2024 (INT)

WE
MAKE
LIGHT
WORK