



THORN
LIGHTING

CESAR STRIDE

A TOUCH OF MAGIC

A TOUCH OF MAGIC

Cesar Stride offers all the advantages of a recessed wall luminaire without the actual need for a recessed box in the wall. At only 30 mm thickness, Cesar Stride appears to be recessed when in fact it boasts the ease of installation of a surface mounted luminaire. That said, it is possible to have the product completely flush with the wall by using the recessed box and fixing kit, so the choice is yours depending on your application.

Cesar Stride offers excellent asymmetric light distribution and complete glare control ensuring a dark sky sensitive and safe lighting installation as a result!

This range is available with Non-Dim (On/Off) driver on-board, or a separate remote DALI-2 driver can be purchased to offer advanced lighting connectivity.

CESAR STRIDE

FEATURES

SHAPE AND SIZES

Available in one size:
220 mm diameter x 30 mm depth.

LIGHT QUALITY

CRI 90.

CONTROLLABILITY

Available as Non-Dim (On/Off), or a remote DALI-2 driver can be ordered separately.

DURABILITY

Cesar Stride is rated IK08 and IP65.
Corrosion Class C3.

HOUSING COLOUR

Available in White (R9016), Black (R9005),
Light Grey (R9006) and Anthracite Grey (G9005).

TECHNICAL DESCRIPTION



Die-cast and extruded aluminium housing
with high corrosion resistance.
Stainless steel A4 screws.
Silicone gaskets.
Toughened glass diffuser.
Double Powder Paint process.
Electrical Class I.
3 SDCM.
COB light engine.
Risk Class RG1.
Operating Ambient Temperature -20 °C to +50 °C.
Lifetime 70 000 Hrs L80 B10 Ta 25 °C / 50 000 Hrs
L80 B10 Ta 40 °C.

CERTIFICATION

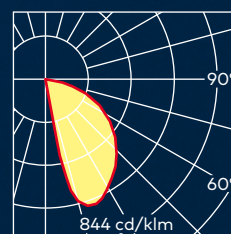


PHOTOMETRIC SUMMARY

Beam	Colour temp (K)	Lumen output (lm)	Power (W)	Rated input power (W)	Luminaire efficacy (lm/W)
Asymmetric	2700	355	8.9	10.1	35.15
	3000	374			37.03
	4000	388			38.42



ASYMMETRICAL
WIDE BEAM (A/S)



BUILD YOUR PRODUCT

CESAR STRIDE



Cesar Stride

Product	Size	Mounting	LED	Colour temp	Optic	Control	Body colour
Cesar Stride	Medium 220 mm diameter	Single Emission	28 LED Module	CRI 90 2700 K	Asymmetrical Wide Beam	Non-Dim	White
				CRI 90 3000 K		Remote DALI-2	Black
				CRI 90 4000 K			Light Grey
							Anth Grey

EXAMPLE PRODUCT DESCRIPTION							
Cesar Stride	M	SE	28L	927	A/S	HF	ANT

* Note: If the RD (Remote DALI-2) option is selected, this will need ordering separately.
Visit the website for more information.



ACCESSORIES



ORDERING CODE: 96700571
RECESSED BOX + FIXING KIT
Suitable for concrete applications.
Extractor tools included.
Dimensions; 237 mm diameter x 70 mm height.



ORDERING CODE: 96700028 (GB IP67 20W 230V 250-700 CL2 HFX)
DALI DIMMABLE MULTI-POWER SUPPLY 230 V/250 mA-700 mA.
IP67, 20 W, Class II.
Dimensions; 175.5 mm x 86.5 mm x 43 mm.

Will operate:
• Two Cesar Stride luminaires

Maximum distance between luminaire and power supply 10 m.
Operating Ambient Temperature – 20 °C to +50 °C.
Built-in surge protection (kV) L/N-PE: 2 kV.



As a globally leading luminaire manufacturer, Thorn Lighting provides a five-year warranty for its complete product range within all European Countries.
thornlighting.com/guarantee

Thorn Lighting is constantly developing and improving its products. All descriptions, illustrations, drawings and specifications in this publication present only general particulars and shall not form part of any contract. The right is reserved to change specifications without prior notification or public announcement. All goods supplied by the company are supplied subject to the company's General Conditions of Sale, a copy of which is available on request. All measurements are in millimetres and weights in kilograms unless otherwise stated.
09/2024 (INT)

WE
MAKE
LIGHT
WORK