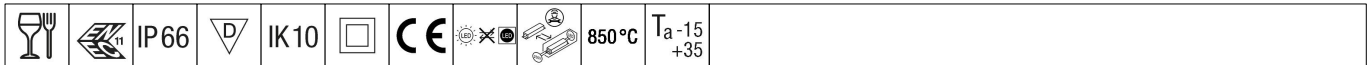



## 96632222 KAT RD SE 1800-830 HF



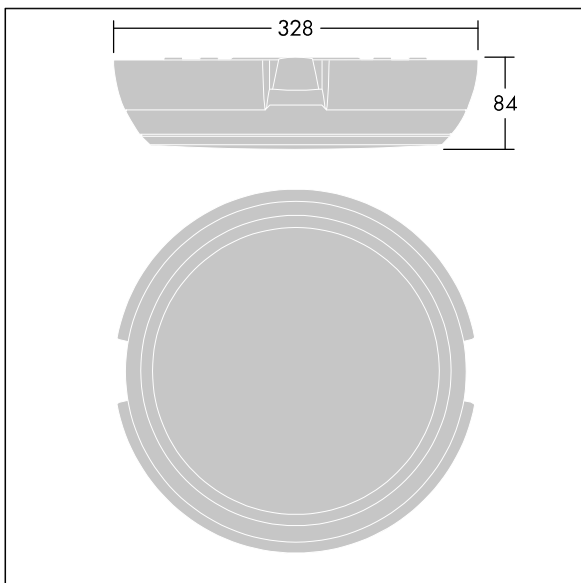
### Katona

A round functional LED luminaire with deep body for side entry wiring capability, can be used with up to Ø20mm surface mounted conduit. Fixed output LED driver. Body: polycarbonate. Diffuser: opal polycarbonate. Class II electrical, IP66, IK10. Complete with 3000K LED. Suitable for direct mounting to wall or ceiling. Loop-in, loop-out is possible for cables up to 2.5mm<sup>2</sup>. BESA compatible.

Dimensions: Ø328 x 84 mm  
 Luminaire input power: 16.3 W  
 Luminaire luminous flux: 1650 lm  
 Luminaire efficacy: 101 lm/W  
 Weight: 1.5 kg



TLG\_KATO\_F\_RD\_deep\_PDB.jpg



TLG\_KATO\_M\_RD\_FRAME\_LDS.wmf

This product contains a light source of energy efficiency class D.