









Omega Pro 2

96633165 OP2 4400-840 CKIT+ MPT 3X12

THORN

IEC EN 60598-1 RG 0				IK03					650°C		T _a 0 +35
---------------------------	---	---	---	------	---	---	---	---	-------	---	-------------------------

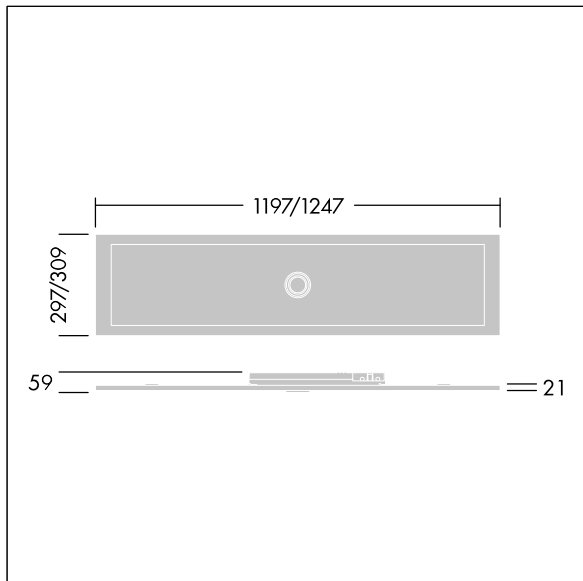
Omega Pro 2

A recessed/surface/suspended, edge-lit LED luminaire.
LED driver, DALI-2 dimmable. Class II electrical,
IP40_IP20, Impact strength: IK03. Body: sheet steel,
finished white (close to RAL9016). Diffuser: UV-stabilised
polycarbonate microprismatic optic for maximised spacing
with central control pod hole. Electrical connection via 7
pole piano key terminals, loop-in/loop-out possible.
Complete with 4000K LED, Colour Rendering Index min.:
80

Dimensions: 1197 x 297 x 59 mm
Luminaire input power: 35 W
Luminaire luminous flux: 4450 lm
Luminaire efficacy: 127 lm/W
Weight: 5.58 kg



TLG_OMP2_F_RMPTKIT_PDB.jpg



TLG_OMP2_M_LKIT.wmf

This product contains a light source of energy efficiency class D.

All values marked with an * are rated values. Thorn uses tried and tested components from leading suppliers, however there may be isolated instances of technology-related failures of individual LEDs during the rated product lifetime. International standards set the tolerance in initial flux and connected load at $\pm 10\%$. Unless stated otherwise, the values apply to an ambient temperature of 25°C.

Thorn Lighting is constantly developing and improving its products. The right is reserved to change specifications without prior notification or public announcement.
© Thorn Lighting

Omega Pro 2

96633165 OP2 4400-840 CKIT+ MPT 3X12

THORN