







Omega Pro 2

E7018072 / 92916660 OP2 4400-830 MPT HF Q600


THORN

IEC EN 60598-1 RG 0			IK03					650°C	T _a 0 +35	
---------------------------	---	---	------	---	---	---	---	-------	-------------------------	--

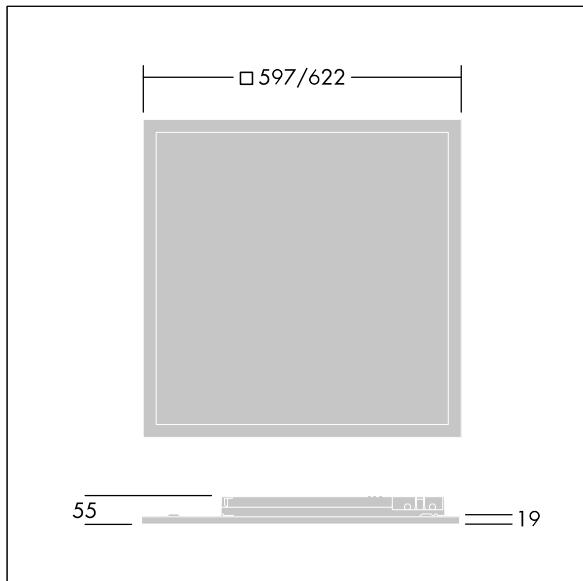
Omega Pro 2

A recessed/surface/suspended, edge-lit LED luminaire. LED driver, Fixed output. Class II electrical, IP40_IP20, Impact strength: IK03. Body: sheet steel, finished white (close to RAL9016). Diffuser: UV-stabilised polycarbonate microprismatic optic for maximised spacing. Electrical connection via piano key terminals, loop-in/loop-out possible. Complete with 3000K LED, Colour Rendering Index min.: 80

Dimensions: 597 x 597 x 55 mm
Luminaire input power: 36 W
Luminaire luminous flux: 4150 lm
Luminaire efficacy: 115 lm/W
Weight: 5.05 kg



TLG_OMP2_F_QMPT_PDB.jpg



TLG_OMP2_M_Q.wmf

This product contains a light source of energy efficiency class E.

All values marked with an * are rated values. Thorn uses tried and tested components from leading suppliers, however there may be isolated instances of technology-related failures of individual LEDs during the rated product lifetime. International standards set the tolerance in initial flux and connected load at $\pm 10\%$. Unless stated otherwise, the values apply to an ambient temperature of 25°C.

Thorn Lighting is constantly developing and improving its products. The right is reserved to change specifications without prior notification or public announcement.
© Thorn Lighting