





# Contrast

THORN

## 96636400 CONT3 52L70 RGBW NB HFX 6K ANT

ISO 9223 C5		IP66	IK08				T <sub>a</sub> -20 +25
----------------	---	------	------	---	---	---	---------------------------

### Contrast

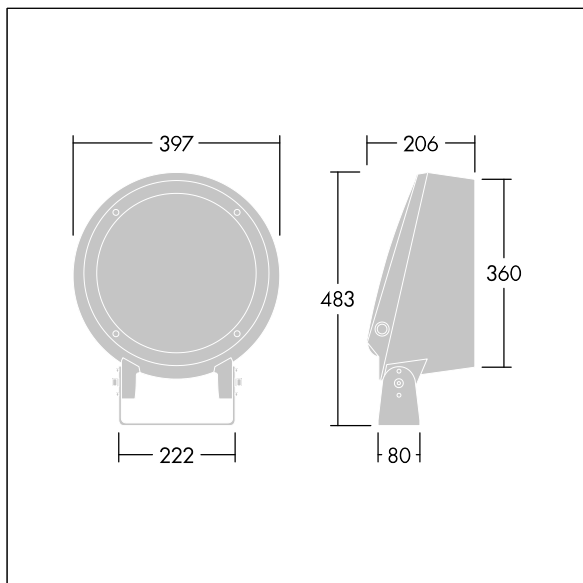
A large architectural floodlight LED floodlight with 52 LEDs driven at 700mA and a narrow beam distribution. LED driver, DALI-2 dimmable. Class II electrical, IP66, IK08. Body: die-cast, powder coated, textured anthracite (close to RAL7043). Compatible with coastal environments. Glass: tempered, 5mm thick. Gasket: EPDM. Screws: geomet. Equipped with 6kV surge protection device. Complete with RGBW LEDs (White = 830)

,

Dimensions: Ø397 x 206 mm  
Luminaire input power: 113 W  
Luminaire luminous flux: 7211 lm  
Luminaire efficacy: 64 lm/W  
Weight: 12.65 kg



TLG\_CON3\_F\_M\_52L.jpg



TLG\_CONL\_M\_36-52L.wmf

This product contains a light source of energy efficiency class D.

All values marked with an \* are rated values. Thorn uses tried and tested components from leading suppliers, however there may be isolated instances of technology-related failures of individual LEDs during the rated product lifetime. International standards set the tolerance in initial flux and connected load at  $\pm 10\%$ . Unless stated otherwise, the values apply to an ambient temperature of 25°C.

Thorn Lighting is constantly developing and improving its products. The right is reserved to change specifications without prior notification or public announcement.  
© Thorn Lighting

**Contrast**

**96636400 CONT3 52L70 RGBW NB HFX 6K ANT**

THORN