








Chalice 3

92989197 CHAL3 100 800-940 EHF RSB

IEC EN 60598-1 RG 1	UK CA				IK08					850°C	T _a 25	
---------------------	-------	---	---	---	------	---	---	---	---	-------	-------------------	--

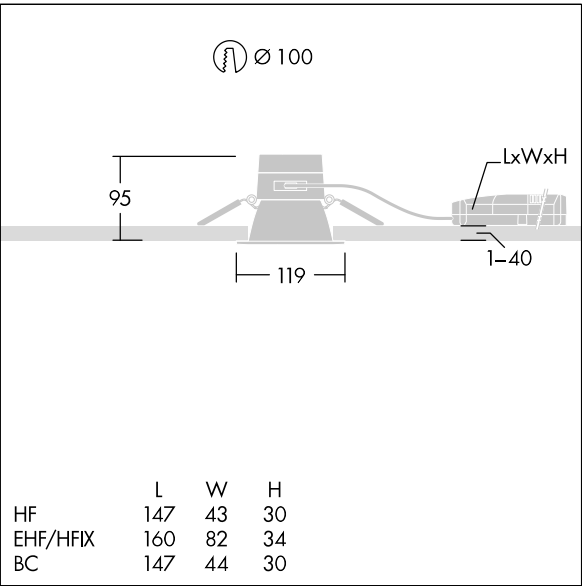
Chalice 3

A highly efficient and sustainable LED downlight with low height. Suitable for mounting in ceiling thicknesses of 1 to mm and Ø100mm cut-out with spring clips. Remote, pluggable, Fixed output LED driver with DC functionality, adjustable 50-100%, NFC configurable. Loop in - loop out possible. Body: die-cast aluminium for highly efficient thermal management with recycling content >90%. Diffuser: polycarbonate. Reflector and trim: polycarbonate smooth reflector in satinbrite finish with wide beam. Class II electrical, IP54_IP20. Complete with 4000K LED

Dimensions: Ø119 x 95 mm
Luminaire input power: 8.8 W
Luminaire luminous flux: 810 lm
Luminaire efficacy: 92 lm/W
Weight: 0.5 kg



TLG_CHAL3_F_100HP_RSB_2.jpg



TLG_CHAL3_M_EHF100H.wmf

This product contains a light source of energy efficiency class D.

All values marked with an * are rated values. Thorn uses tried and tested components from leading suppliers, however there may be isolated instances of technology-related failures of individual LEDs during the rated product lifetime. International standards set the tolerance in initial flux and connected load at ±10%. Unless stated otherwise, the values apply to an ambient temperature of 25°C.

Thorn Lighting is constantly developing and improving its products. The right is reserved to change specifications without prior notification or public announcement.
© Thorn Lighting